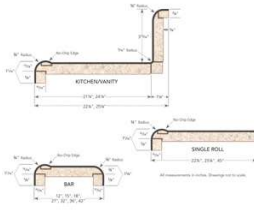
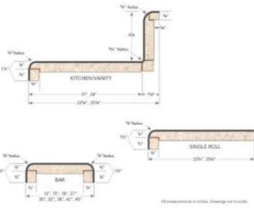
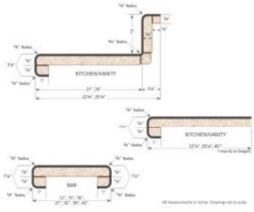
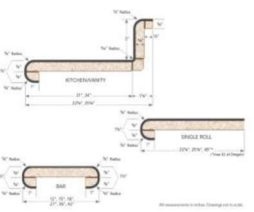
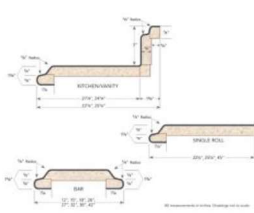
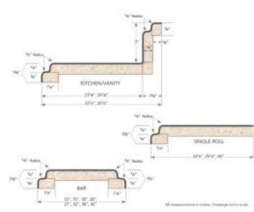
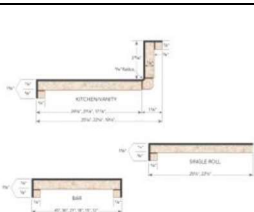
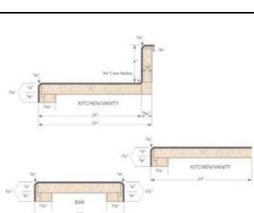


	<u>Image</u>	<u>VT/ L.E. Smith Profile</u>	<u>Old L.E. Smith Profile</u>	<u>H&amp;K Profile</u>	<u>M&amp;W Profile</u>	<u>MKD Profile</u>	<u>Vangura Profile</u>	<u>Menards Profile</u>
<b>Caprice</b>		Caprice	Post Form	Ultra-Top No Drip	Postform	Postform	Postform	No-Drip
<b>Tempo</b>		Tempo	Modern Front	Ultra-Top Waterfall	Superform	Curveform	Waterfall	Modern Edge
<b>Futura</b>		Futura	180 Wrap	E-Top 2000	n/a	n/a	Niagra	Aurora
<b>Nova</b>		Nova	Euro	E-Top 1200 E-Top 1500	n/a	180 Full Wrap	Euroform	European
<b>Valencia</b>		Valencia	Tuscan	Amore	n/a	n/a	n/a	n/a
<b>Barcelona</b>		Barcelona	Venetian	Vida	n/a	n/a	n/a	n/a
<b>Classic</b>		Classic	Gold Cup	n/a	Gold Seal	Woodbridge	Classic Cor	Self Edge
<b>Bevel Edge</b>		Bevel Edge	Bevel Edge	Diamond Top	Gold Seal B/E	Bevel Edge	Dec-Cor	Beveled Edge